



District Report Card: 2017


State: Rajasthan	District: Jhunjhunu
Class: 3	Subject: Mathematics
Schools: 59	Students: 719


Participation/Coverage


Students

<div>GENDER</div> <div></div>	Boys				Girls			
	Number		%		Number		%	
	339		47.15		380		52.85	

<div>AREA</div> <div></div>	Rural				Urban			
	Number		%		Number		%	
	619		86.09		100		13.91	

<div>CATEGORY</div> <div></div>	SC		ST		OBC		GEN	
	Number	%	Number	%	Number	%	Number	%
	194	26.98	9	1.25	472	65.65	44	6.12

<div>CWSN</div> <div></div>	LD	VI	HI	S&LD	ID	Oth
	1	0	0	1	3	1

<div>Management</div> <div></div>	Government			Government-aided		
	Number		%	Number		%
	708		98.47	11		1.53

Average Performance of Students in Mathematics (%)

Overall	Gender		Area		Management		Social Group			
	Male	Female	Rural	Urban	Govt.	Aided	SC	ST	OBC	GEN
79.87	79.29	80.39	78.69	87.20	79.76	87.27	83.20	89.63	77.70	86.52

Performance on Learning Outcomes (LOs)

Learning Outcomes	Description	Average Performance(%)
M301	Reads and writes numbers up to 999 using place value	76.45
M302	Compares numbers up to 999 based on their place values	91.10
M303	Solves simple daily life problems using addition and subtraction of three digit numbers with and without regrouping	79.07
M304	Constructs and uses the multiplication facts (up till 10) in daily life situations	81.29
M305	Analyses and applies an appropriate number operation in the situation/ context	80.25
M306	Explains the meaning of division facts by equal grouping/sharing and finds it by repeated subtraction	81.92
M309	Identifies and makes 2D-shapes by paper folding, paper cutting on the dot grid, using straight lines etc.	87.72
M311	Fills a given region leaving no gaps using a tile of a given shape	54.27
M312	Estimates and measures length and distance using standard units like centimeters or meters & identifies relationships	46.35
M317	Reads the time correctly to the hour using a clock/watch	87.90
M318	Extends patterns in simple shapes and numbers	76.59
M319	Records data using tally marks, represents pictorially and draws conclusions	85.12

Range of Performance of Students who Answered Correctly							
Below 30%		30% - 50%		50% - 75%		Above 75%	
Number	%	Number	%	Number	%	Number	%
13	1.81	47	6.54	187	26.01	472	65.65

Lowest Performing Learning Outcomes (LOs)

- 1 - Estimates and measures length and distance using standard units like centimeters or meters & identifies relationships (46.35)
- 2 - Fills a given region leaving no gaps using a tile of a given shape (54.27)
- 3 - Reads and writes numbers up to 999 using place value (76.45)
- 4 - Extends patterns in simple shapes and numbers (76.59)
- 5 - Solves simple daily life problems using addition and subtraction of three digit numbers with and without regrouping (79.07)